

GREENLAWNS SCHOOL, WORLI
Final Examination 2019-20
COMPUTERS

STD: V
DATE: 05.02.2020

Marks: 80
TIME: 2 hr

Instructions:

1. All questions are compulsory.
2. All questions carry equal marks.

Q1. Fill in the blanks:

[5]

- a) The internet has some powerful computers called _____
- b) The _____ option allows you to create a different background for each slide.
- c) Scripts are _____ given to a sprite to perform a specific task in a project.
- d) The outline colour and thickness of a shape can be modified from the _____ menu.
- e) _____ give you to access millions of web pages on the World Wide Web.

Q2. Write true or false for the given statements; if false, write the correct statement.

[5]

- a) To align the text vertically, click the Align Text button in Home tab's Paragraph group.
- b) Clicking on small stage layout increases the size of the stage.
- c) A browser is software which can be read web pages written in HyperText Transfer Protocol (HTTP).
- d) To insert a picture in a slide, go to the Insert tab and click on Pictures in the Images group.
- e) Google Chrome is a popular web browser developed by the software company Google.

Q3. Match the column.

[5]

a. Format tab	1. Customise shapes
b. Home tab	2. Shape Effect
c. Design tab	3. Paragraph group
d. Shapes	4. Themes group
e. Yellow handles	5. Illustration group

Q4. Expand the following term:

[5]

- a) ISDN
- b) DSL
- c) ADSL
- d) Wi - Fi
- e) ISP

Q5. Complete the following steps:

a) To insert the word art, do the following:

[5]

- Step 1: Select your _____
- Step 2: Go to _____ group in the _____ tab and select the style you want.
- Step 3: You are more styles by clicking on the _____ menu of Word Art styles group.
- Step 4: You can change the font _____ or font _____ from the format tab too.

b) i. For opening an existing project

[3]

- Step 1: Click the _____ menu → _____
- Step 2: In the Open _____ locate the file and click Open.

ii. If you are working on the online version of Scratch,

[2]

- Step 1: Click _____ → Upload from your computer.
- Step 2: In the _____ window, locate the file and click open.

Q6. Define:

- a) New Tab
- b) Dial - up connectivity
- c) Netiquette
- d) Address Bar
- e) Stage

[2]
[2]
[2]
[2]
[2]





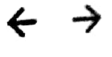
Q7. Answer the following:

- a) Write the steps to change the position and rotate the pictures. [3]
- b) Write the steps to insert shapes in slides of Microsoft PowerPoint. [3]
- c) What are the steps to save a scratch project? [3]
- d) What must one do to ignore phishing email? [3]
- e) Write the steps to align the text vertically in Microsoft PowerPoint. [3]

Q8. Answer in brief:

- a) Explain the term New Incognito Window. [4]
- b) Write the steps to animate your name in Scratch. [4]
- c) What is the use of costumes tab? [4]
- d) Write the steps to paint new sprite. [4]
- e) What do you understand by a term Wireless broadband internet access? [4]

Q9. Label the following diagram:

- a)  _____
- b)  _____
- c)  _____
- d)  _____
- e)  _____